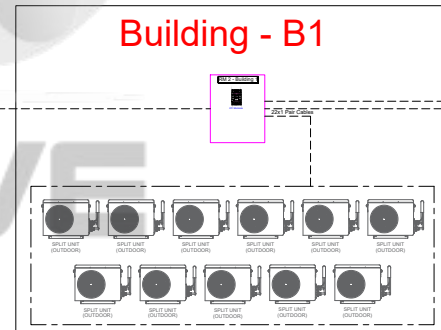
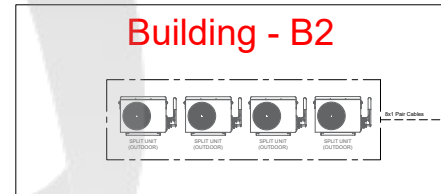
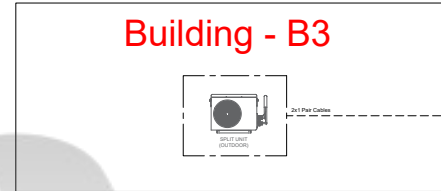
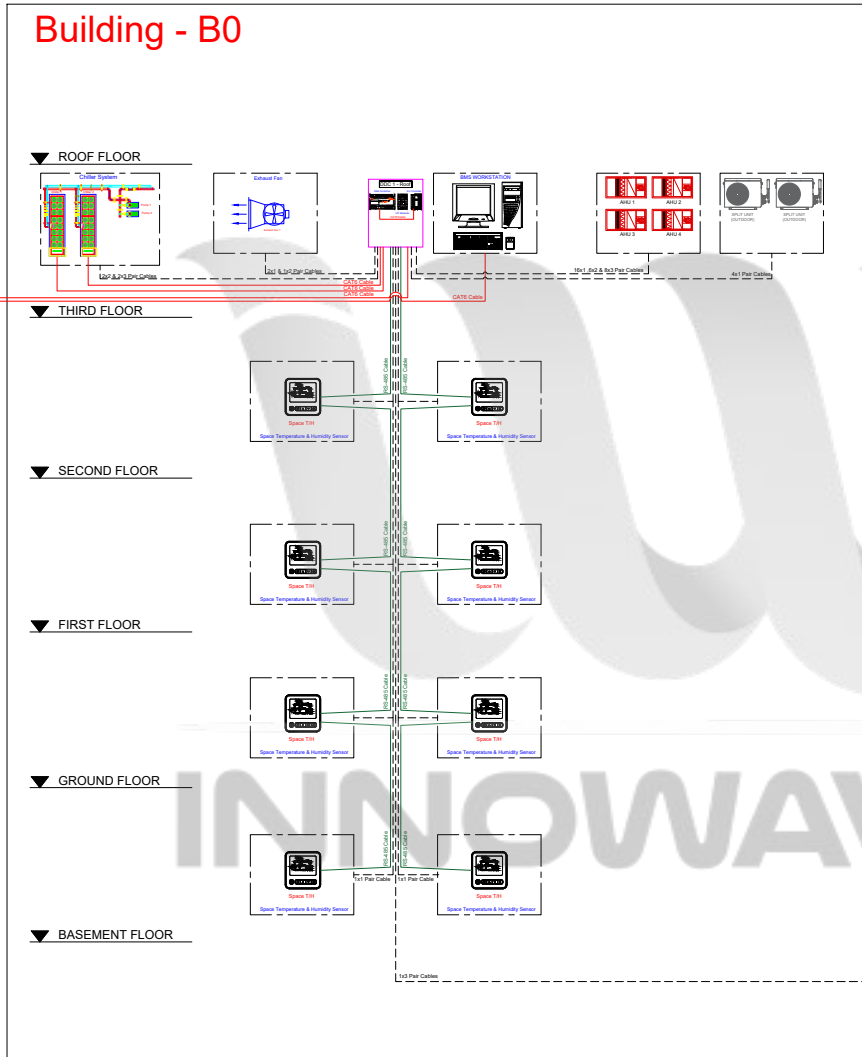


BMS LAN NETWORK



LEGEND:

	CAT 6 CABLE
	1 PAIR, 24 AWG TWISTED RS485 CABLE
	ELECTRICAL SIGNAL
	BMS CONTROLLER BACNET-PHYSICAL POINTS
	INPUT/OUTPUT MODULE-PHYSICAL POINTS
	BMS INTEGRATION CONTROLLER

ABBREVIATIONS:

- DDC Panel: Direct Digital Control Panel
- AHU: Air Handling Unit
- # x #: No. of cables x No. of pairs

REV	ISSUED FOR	DATE	DRAWN

CLIENT:

Client Name & Logo Here

CONTRACTOR:

Contractor Name & Logo Here

Company

INNOWAVE
 Innovation Wave For Engineering Services

DRAWING

BUILDING MANAGEMENT SYSTEM - RISER DIAGRAM

SCALE	DATE	DRAWN A.K	APPROVED A.A
DRAWING NO.			REV RX

▼ THIRD FLOOR

▼ SECOND FLOOR

▼ FIRST FLOOR

▼ GROUND FLOOR

FROM DDC 1 - Roof

1x1 PAIR RS-485 CABLE
,1x1 PAIR POWER CABLE
& 1x3 PAIR CABLE

1x1 PAIR RS-485 CABLE
& 1x1 PAIR POWER CABLE





1x1 PAIR RS-485 CABLE
& 1x1 PAIR POWER CABLE

1x1 PAIR RS-485 CABLE
& 1x1 PAIR POWER CABLE

1x1 PAIR RS-485 CABLE
& 1x1 PAIR POWER CABLE

1x3 PAIR CABLE

TO RM 2 - Buidling 1

SYMBOL	DESCRIPTION
	SPACE T/H SENSOR (SIDE VIEW)
	7x7 STEEL JUNCTION BOX
	1/2" EMT PIPE
	ELEC. RISER SHAFT

REV	ISSUED FOR	DATE	DRAWN

CLIENT:

Client Name & Logo Here

CONTRACTOR:

Contractor Name & Logo Here

Company

Innovation Wave For
Engineering Services




DRAWING

BUILDING MANAGEMENT SYSTEM - T/H INSTALLATION DETAILS

SCALE 1:100	DATE 09-03-2023	DRAWN A.K	APPROVED A.A
DRAWING NO.			REV R0

BMS NETWORK TOPOLOGY



REV	ISSUED FOR	DATE	DRAWN

CLIENT:

Client Name & Logo Here

CONTRACTOR:

Contractor Name & Logo Here

Company

Innovation Wave For
Engineering Services

DRAWING

BUILDING MANAGEMENT SYSTEM - BMS NETWORK TOPOLOGY

SCALE 1:100	DATE	DRAWN A.A	APPROVED A.A
DRAWING NO.	REV		RX